
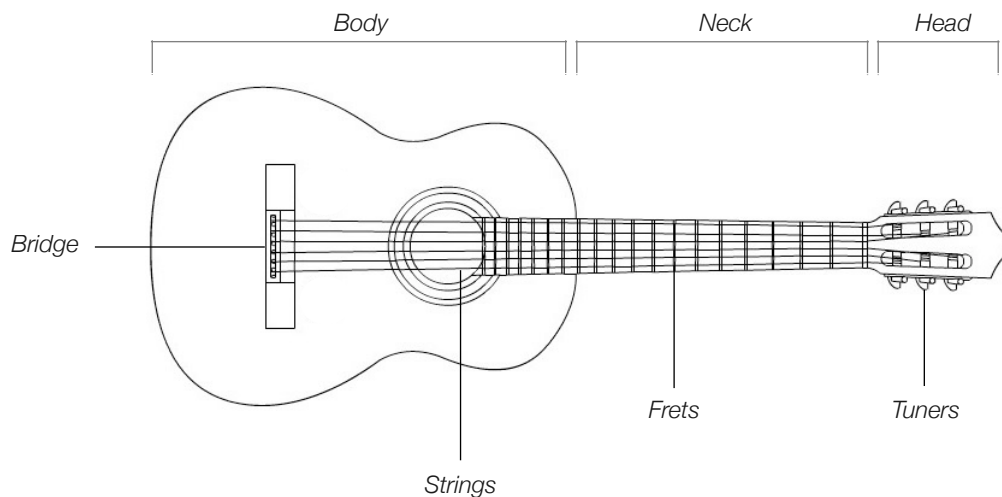


STEP ONE



Parts of the Guitar



The String Names Are:

E A D G B E

We remember this by:

Eddy

Ate

Dynamite

Good

Bye

Eddy

How Music is Made

A Note is a single pitched sound

The notes of the musical alphabet are A B C D E F G

A Chord is a group of notes played at once

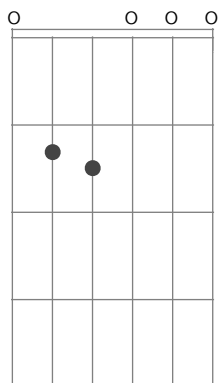
On the guitar, notes are played by picking one string at a time.

The Beat is the constant pulse of a song

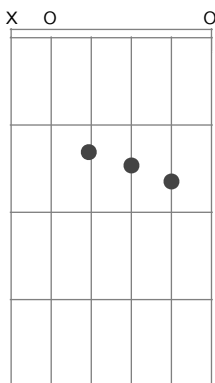
Music is split up into Bars. Usually each bar contains 4 beats.

Chords: Basic Open Shapes

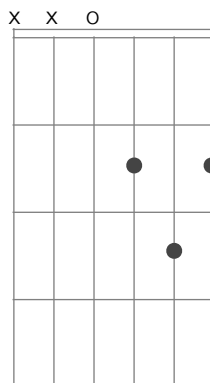
E Minor



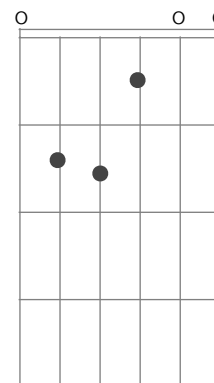
A Major



D Major



E Major



Chords: Strumming Exercises

1) | Em | A |

3) | Em | D |


Rhythms: 1) V
1 2 3 4

2) | A | D |

4) | E | A |

2) V V V ^ V
1 2 3 + 4

STEP ONE



Reading: Guitar Tablature (Tab)

	Picking Ex. 1	Picking Ex. 2	Picking Ex. 3	Picking Ex. 4
Strings → E				0 — 1 — 3
B				
G				
D				
A				
E	0 — 0 — 0 — 0	5 — 7	5 — 6 — 7	
	v v v v	l R	l M R	l R

Fret Numbers → (points to 0-0-0-0)
 Picking Direction → (points to v v v v)
 Left Hand Fingers → (points to l R)

Picking: Scales

A Scale is a group of Notes arranged in order of *pitch*, starting at the lowest.

E Major

E Minor

T		
A		0 — 2
B	0 — 2 — 4 — 5 — 7 — 9 — 11 — 12	0 — 2 — 3 — 0 — 2 — 3

F Major


T	
A	0 — 2 — 3
B	1 — 3 — 0 — 1 — 3

Aural

Tonality refers to whether something is Major or Minor. Major sounds Happy and Minor sounds Sad.

Pitch is How high or low a note/sound is.

STEP ONE



Step One Requirements Checklist

Chords

- Memorized by name; E, A, D and Em.
- Knows a chord is major unless otherwise stated.
- Can play in time with a metronome, song or with the assistance of a tutor counting.
- Can play basic chord progressions using the given strumming patterns.

Picking

- Plays with suitable picking technique, resting part of the picking hand on the guitar.
- The fretting hand's thumb stays on the back of the guitar neck, pointing upwards.
- Capable of playing Exercises 1, 2, 3 and 4 sufficiently, with correct fingers.
- Capable of playing Em, E, F scales sufficiently.
- Capable of playing basic melodies using up to two strings of the guitar.

Reading

- Capable of sufficiently reading and playing guitar tablature for 1-2 strings.
- Capable of sufficiently reading and playing basic chord diagrams that use up to two fingers, ensuring to include or omit necessary strings.
- Capable of sufficiently reading and playing basic chord charts.

Aural

- Capable of identifying the tonality of a chord upon listening.
- Knows the definition of Pitch.
- Capable of identifying the higher note when listening to two separate notes.

Songs

- Capable of sufficiently playing at least five picking riffs or melodies, predominantly revolving around 1-2 strings.
- Capable of sufficiently playing chord based songs, using chords within their grade, preferably along with the original recording.

Other

- Memorized and can identify the following parts of the guitar; Body, Neck, Head, Bridge, Strings, Frets and Tuning Keys.
- Memorized and can identify all six guitar strings by their names E, A, D, G, B and E.
- Memorized and can identify the low and high E strings.
- Memorized the following definitions; Note, Chord, Scales and Beat.
- Memorized natural notes of the Musical Alphabet.
- Can give examples of strumming and picking.